

Specifications	
Input voltage	230 - 240 V a.c. 50 Hz
Standby Power	< 0.5 W
Output Rating	Fan motor 65 VA max. Light 120 VA max.
Light Dimmer	Trailing Edge Dimmer

Box Contents	
■	Receiver
■	Wall mount bracket
■	Remote control (with CR2025 lithium battery included)

PLEASE READ ALL INSTRUCTIONS CAREFULLY. RETAIN FOR FUTURE REFERENCE. INSTALLATION MUST BE CARRIED OUT BY A LICENSED ELECTRICAL CONTRACTOR.

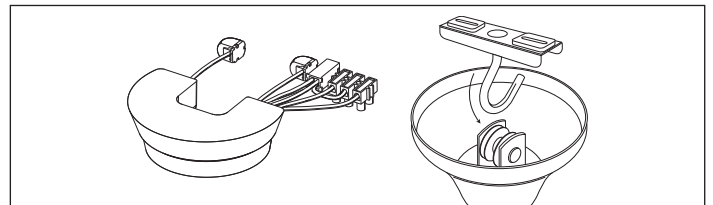
1 Important considerations

1. The CFREMOTE range is compatible with HPM's CF Series of Ceiling Sweep Fans only.
2. CFREMOTEH is compatible with HPM Hang-Sure fans only. CFREMOTEJ is compatible with HPM J-Hook fans only.
3. The infrared transmitter has a maximum working range of 10 metres (unobstructed).
4. The remote control cannot be used in combination with a wall mounted fan controller.
5. The same remote control can be used to control several of HPM CF ceiling fans fitted with the receiver module.
6. Dimming function works with dimmable halogen, incandescent and some LED lamps only. Compatibility with non-dimmable or CFL lamps is not guaranteed. Dimming levels will vary depending on the dimmable lamp.
7. Fan can be directly connected using the compatible cable connectors on the Remote Control Kit.

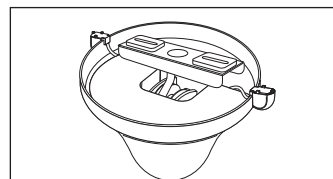
2 Mounting

J-Hook Bracket

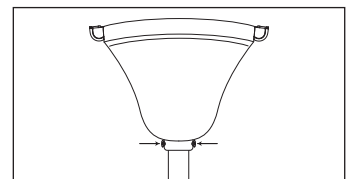
Hang the fan on the J-Hook.
Ensure that all wires are clear of the rubber roller.



Position the receiver in the cowling.



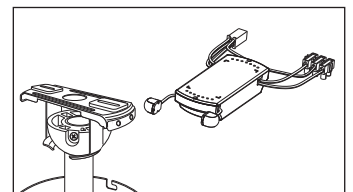
Place the sensors on edge of cowling at opposite ends.



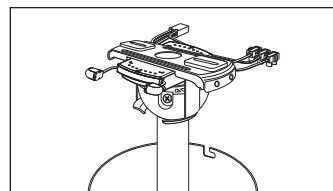
Tighten the 2 screws to the downrod.

Hang-sure Bracket

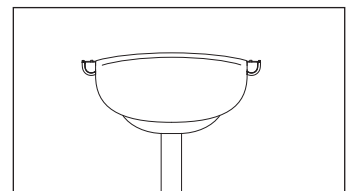
Hang the fan on the bracket.
Ensure bracket guide pin is fitted into slot on ball joint and that all wires are clear of the ball joint.



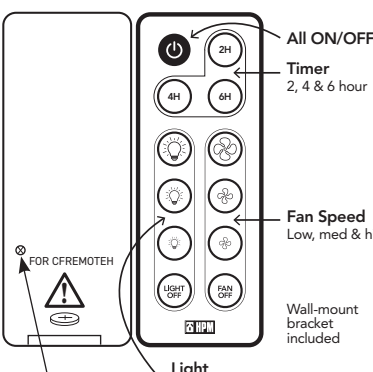
Insert the receiver into the Hang-sure bracket.



Place the sensors on edge of cowling at opposite ends.

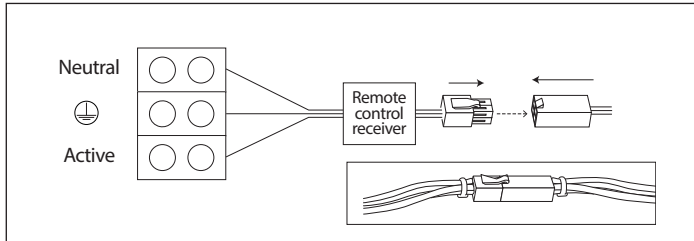


Fix the cowling to the bracket by tightening the 2 screws.

Hand-held Remote	Mode	Operation
 <p>FOR CFREMOTEH</p> <p>Safety screw must be installed after replacing battery.</p> <p>Fig. 1</p>	Timer	Allows the fan to run for a further 2/4/6 hours of operation before switching off automatically. Does not affect the light output.
	Fan Speed	3 fan speeds can be selected. FAN OFF will switch off fan when in Timer mode.
	Light	3 light levels can be selected. Requires a dimmable lamp to be fitted in lighting kit.

3 Wiring

1. Isolate 240V mains power to circuit.
2. Connect the plug (mains terminal block) to the socket connector from the fan.
3. Connect supply wiring to mains terminal block provided. When installing the CFREMOTEH, ensure Hang-sure mounting bracket is earthed as per sweep fan instruction sheet.
4. Reconnect power to circuit.



4 Wall mounting of Remote Control

1. Fix bracket to wall in a suitable location indoors.
2. Open the battery compartment in the remote and remove protective sleeve from battery.
3. Test fan operation.

5 Battery Warnings

- This product contains a coin Lithium battery.
- Ensure the device's battery compartment is secured with screw provided (refer to battery lid screw, Fig. 1 on front page). Do not use if compartment is not secure.
- Dispose used button/coin batteries immediately by placing sticky tape around both sides of the battery and dispose of it immediately in an outside bin, out of reach of children, or recycle safely.
- Flat batteries can still be dangerous. Dispose used batteries safely. Swallowing may lead to serious injury or death.
- If you suspect a child has swallowed or inserted a button battery, call the 24 Hour Poisons information Center on 131126 or expert advice.
- Flat batteries can still be dangerous. Dispose of used batteries safely. Swallowing may lead to serious injury or death.
- A Lithium battery can cause severe or fatal injuries in 2 hours or less if it is swallowed or placed inside any part of the body.

6 Product Notes

1. This product must be installed by a licensed electrician and used as per these instructions.
2. During installation a switch disconnection should be incorporated in the supply circuit.
3. This product contains no serviceable parts and no attempt should be made to repair this product. If the product is faulty it should be discarded.
4. This product has been designed to operate in ambient temperatures between 5°C to 40°C.
5. This product is not intended to be exposed to direct weathering. It is not suitable for installation in hazardous and/or corrosive areas.
6. This product is not intended for use by persons (including children) with reduced physical, sensory or mental capabilities, or lack of experience and knowledge, unless they have been given supervision or instruction concerning the use of this product by a person responsible for their safety. Children should be supervised to ensure that they do not play with the appliance.
7. This product has been designed to operate on a nominal supply voltage of 230 - 240 V a.c. 50 Hz.
8. Electrical installations periodically receive transient over voltages. This product has been designed to minimise the effect of such voltages on connected equipment. It may not give full protection for extreme over voltage transients such as those resulting from a close lightning strike.
9. After installation this product must be tested as required by the appropriate government and/or statutory regulations.
10. Keep away from children.
11. This product utilises intellectual property in the form of registered designs, trademarks, and/or patents. Such intellectual property remains the property of Legrand in all cases.
12. Legrand reserves the right to modify the specification of this product at any time.

WARNING



THIS PRODUCT CONTAINS A COIN BATTERY

If swallowed, a lithium coin battery can cause severe or fatal injuries within 2 hours. Keep batteries out of reach of children. If you think batteries may have been swallowed or placed inside any part of the body, seek medical attention immediately.

Warranty

Legrand warrants this product for a period of 2 years from the date of purchase. These goods come with guarantees that cannot be excluded under the Australian and New Zealand Consumer Laws. You are entitled to a replacement or a refund for a major failure and for compensation for any other reasonably foreseeable loss or damage. You are also entitled to have the goods repaired if the goods fail to be of acceptable quality and the failure does not amount to a major failure. See the Warranty card enclosed with this product for further details.

Customer Service

For all Customer Service and Technical Support please call Monday to Friday during business hours.

Legrand Australia
1300 369 777
www.hpm.com.au

Legrand New Zealand
0800 476 009
www.hpm.co.nz

ABN: 31 000 102 661

